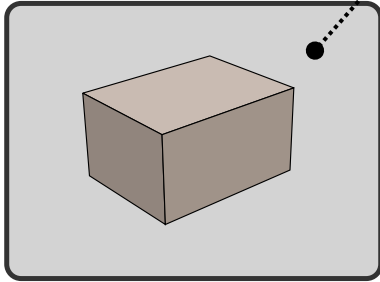
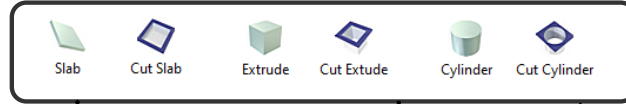




Drag-n-Drop Conventions

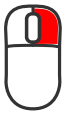
The bulletin is intended to highlight the normal conventions when dragging components out of your catalogs into your design.



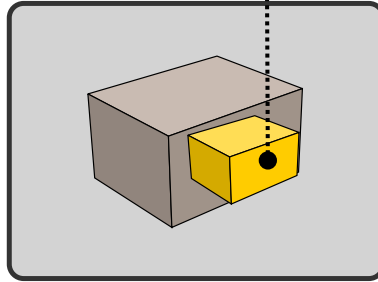
Drag and Drop into a new empty scene



Result upon release...
New Part located at X0, Y0, Z0 coordinates.



Result upon release...
Option Dialog pop-up



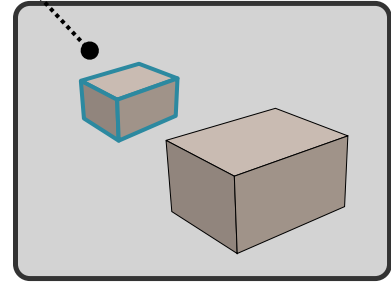
Drag and Drop onto existing Part



Result upon release...
Becomes IntelliShape Feature of the Part dropped on.



Result upon release...
Option Dialog pop-up



Drag and Drop into scene background



Result upon release...
Becomes a new Part in the Scene



Result upon release...
Option Dialog pop-up

- Drop As IntelliShape Feature
- Drop As Innovative Part
- Drop As Structured Part
- Drop As Assembly Feature
- Drop With No SmartAssembly
- Continue with SmartAssembly

Refer to Help Menu for full explanation of each option.



Left-Click



Right-Click